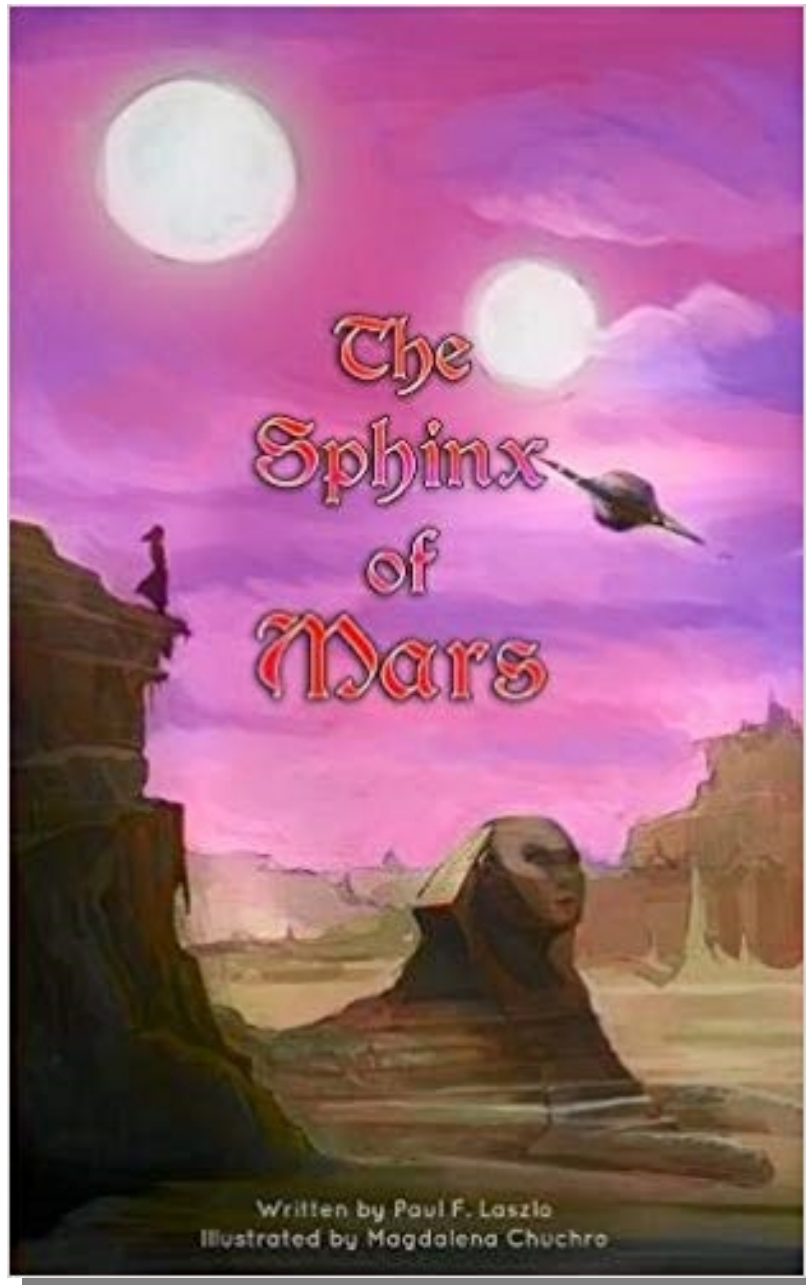


# The Sphinx of Mars

## Reading Response Book Report

S e r o n o k  
B o o k s



# Our Group's Rules

1. Following instructions
2. Be helpful
3. Be kind
4. Be respectful
5. Be organized
6. Be inclusive
7. Be a good listener
8. Be supportive
9. Read each page
10. Stay on task
11. Pace yourself
12. Have fun



# Reading Response

## Response Log

As well as the activities on the following pages, after reading each chapter, write your reactions to each on a separate piece of paper. The questions below are to guide you. You do not need to answer every question for each response. Choose two to answer.

- What do you imagine when you read the chapters?
- What predictions can you make for the next chapters?
- Did you enjoy what you have just read?
- What do you think of how the author writes?
- Do you have questions after the chapters you have read?
- Can you relate to any of the experiences that happened in the chapter?

## Vocabulary Activity

Write sentences that show the meaning of the words you check for in the dictionary.



# Making Predictions

It's time to be a detective. Look for clues in the book title, the pictures on the front and back cover, as well as inside the book. Read the synopsis. Answer the questions below.

1. What story clues are in the title and pictures?

---

---

---

2. What do you think the setting(s) will be?

---

---

---

3. Read the synopsis on the back cover. Having gathered the clues so far, it's time to make a prediction. You will look at these after reading the book. Include what a character may do and an important event that will happen.

---

---

---

---

---

---



# Reading Response Checklist

Monday

1. Today I read \_\_\_\_\_ (chapter title).  
It's mostly about...

---

---

---

2. Describe an interesting part and why you found it interesting.

---

---

---

3. What is your favourite part of this chapter? Why?

---

---

---

4. What was an unexpected event? Why?

---

---

---



# Reading Response Checklist

Monday

5. Write about an experience from the story that you've had in your life.

---

---

---

6. Choose a character that you find interesting. What makes this character interesting to you?

---

---

---

7. Look up five words in the dictionary. Write a short meaning for each.

---

---

---

---

---

---



# Reading Response Checklist

Tuesday

1. Today I read \_\_\_\_\_ (chapter title).  
It's mostly about...

---

---

---

2. Describe an interesting part and why you found it interesting.

---

---

---

3. Make a prediction based upon what you have read so far. Why did you make this prediction?

---

---

---

4. Describe the setting. Is it in the past, present or future?

---

---

---



# Reading Response Checklist

Tuesday

5. What is the time span of this chapter? (e.g. one day, a few days, a month)

---

---

---

6. Choose a character. Explain why you would/would not want to have him/her as a friend in real life.

---

---

---

7. Look up five words in the dictionary. Write an synonym for each.

---

---

---

---

---

---

---





# Reading Response Checklist

Wednesday

1. Today I read \_\_\_\_\_ (chapter title).  
It's mostly about...

---

---

---

2. *Share important facts about one of the main characters in the following questions. Describe what he or she looks like.*

---

---

---

3. Who are the friends and family of this character?

---

---

---

4. Where does this character live?

---

---

---



Reading Response Checklist

Wednesday

5. What does this character do in this chapter?

---

---

---

6. What is the problem (or problems) this character is having in this chapter?

---

---

---

7. Look up five words in the dictionary. Write an antonym for each.

---

---


---

---

---

---

---



# Reading Response Checklist

Thursday

1. Today I read \_\_\_\_\_ (chapter title).  
It's mostly about...

---

---

---

2. Describe an interesting part and why you found it interesting.

---

---

---

3. If you could step into this story, what is the first thing you would do? Why?

---

---

---

4. If you could be related to one of the characters, who would it be? Why?

---

---

---



# Reading Response Checklist

Thursday

5. Do any of the characters remind you of friends, family or someone you know? How?

---

---

---

6. In what way(s) are you like any of the characters in the book? Describe the way(s) that you are similar.

---

---

---

7. Look up five words in the dictionary. Write a homonym for each.

---

---

---

---

---

---

---



# Reading Response Checklist

Friday

1. Today I read \_\_\_\_\_ (chapter title).  
It's mostly about...

---

---

---

2. Describe an interesting part and why you found it interesting.

---

---

---

3. What was surprising to you after reading this chapter? Why?

---

---

---

4. Which character would you like to be in this chapter? Why?

---

---

---



# Reading Response Checklist

Friday

5. You can take one of the characters from the book to school. Who would it be? What would you do?

---

---

---

6. What kind of people might be interested in The Sphinx of Mars? Why?

---

---

---

7. Choose five words from the book that you do not know. Use context clues to explain their meanings.

---

---

---

---


---

---




Name \_\_\_\_\_

Date \_\_\_\_\_



# Book Report




Title: The Sphinx of Mars

Author: Paul F. Laszlo

Illustrator: Magdalena Chuchro



Design a new front cover for *The Sphinx of Mars*.





## The Characters

The main characters in the story are:

---

---

---

---

---

---

---

---

---

---

---

---

---

---

---

---

Choose one character and describe his or her appearance.

---


---

---

---

---

Draw a picture of the character in the box.



Choose one more

# Character Profile



Describe the character using five adjectives.

1. \_\_\_\_\_  
\_\_\_\_\_

2. \_\_\_\_\_  
\_\_\_\_\_

3. \_\_\_\_\_  
\_\_\_\_\_

4. \_\_\_\_\_  
\_\_\_\_\_

5. \_\_\_\_\_  
\_\_\_\_\_  
\_\_\_\_\_  
\_\_\_\_\_  
\_\_\_\_\_

Picture

A large empty rectangular box with a thick black border, intended for drawing a picture of the character.

My favourite thing about this character is...

\_\_\_\_\_  
\_\_\_\_\_  
\_\_\_\_\_  
\_\_\_\_\_  
\_\_\_\_\_  
\_\_\_\_\_

## The Setting

Where and when does the story take place?

---

---

---

---

---

List eight adjectives from the book that help describe the settings of the story.

---

---

---

---





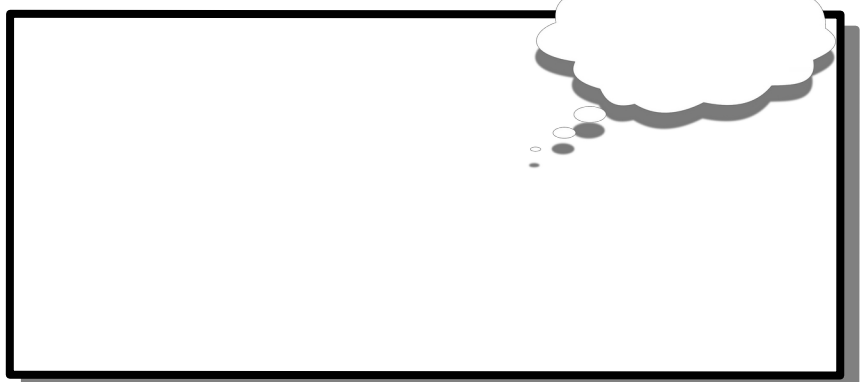
---

Draw two different settings from the story in the boxes below.

--	--

# Comic Strip

Draw a comic to re-tell a chapter.







Write five questions about the story. Use the beginnings below.  
Answer the questions in full sentences.

Why did \_\_\_\_\_

---

---

---

How did \_\_\_\_\_ feel \_\_\_\_\_

---

---

---

Do you think \_\_\_\_\_

---

---

---

Where was \_\_\_\_\_

---

---

---

What might have happened if \_\_\_\_\_

---


---

---





# The Ending...



This is how the story ends...

---

---

---

---

---

---

---

I like the ending because... OR  
I don't like the ending because...

---

---

---

---

---

---

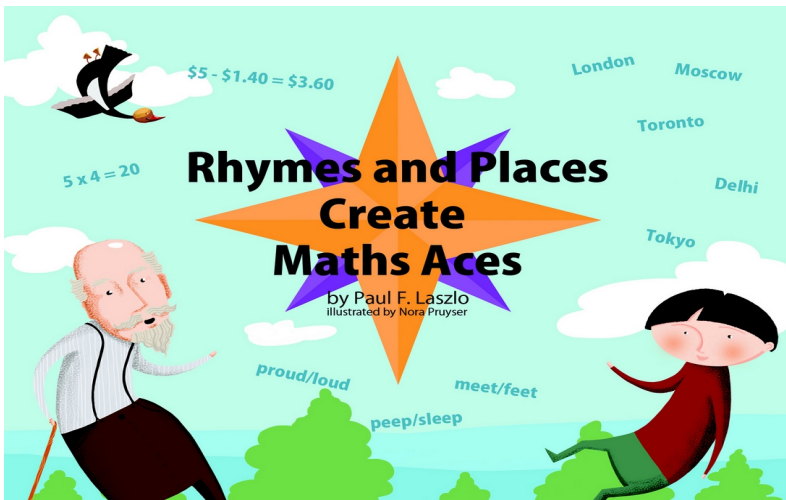
---





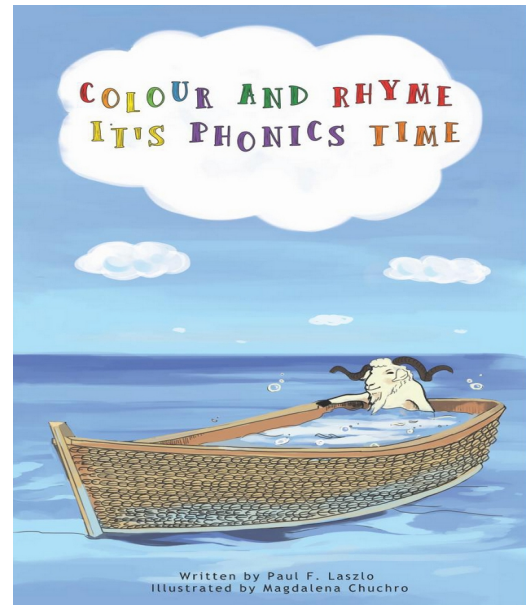
Design a new back cover for *The Sphinx of Mars*, along with a synopsis.

A large, empty rounded rectangular box with a thick black border, intended for drawing a book cover and writing a synopsis.




Seronok Books is an independent publisher whose books are designed for junior readers. Our publications are lighthearted and amusing, whilst carrying thoughtful themes and educational content.

S e r o n o k  
B o o k s



[www.seronokbooks.com](http://www.seronokbooks.com)



Make daily phonics, guided reading or story time more fun with these entertaining books. They have plenty of laugh-out-loud moments.

[www.seronokbooks.com](http://www.seronokbooks.com)

## TERMS OF USE

This item is a free digital download from  
[www.seronokbooks.com](http://www.seronokbooks.com)

By downloading this electronic file, you agree to the following:-  
It is for personal and/or classroom use only.

Find out where it all began...

...and which  
dastardly villains  
Ben, Leela and Martin  
met next...

